

**TAPERED AMPLIFIER**

GaAs Semiconductor Laser Diode

**PRELIMINARY SPECIFICATION****Tapered Amplifier****EYP-TPA-0780-01000-3006-CMT03-0000****General Product Information**

Product	Application
780 nm Tapered Amplifier	Spectroscopy
C-Mount Package	Metrology

**Absolute Maximum Ratings**

	Symbol	Unit	min	typ	max
Storage Temperature	$T_S$	°C	-40		85
Operational Temperature at Case	$T_C$	°C	0		50
Current	$I_F$	A			3.3
Reverse Voltage	$V_R$	V			0
Output Power	$P_{opt}$	W			1.2

**Recommended Operational Conditions**

	Symbol	Unit	min	typ	max
Operational Temperature at Case	$T_C$	°C	5		40
Forward Current	$I_{F Gain}$	A			3.0
Input Power	$P_{input}$	mW	10		50
Output Power	$P_{opt}$	W			1.0

**Characteristics at  $T_{amb}$  25 °C at Begin Of Life**

Parameter	Symbol	Unit	min	typ	max
Center Wavelength	$\lambda_C$	nm	770	780	785
Gain Width (FWHM)	$\Delta\lambda$	nm	10	20	
Temperature Coefficient of Wavelength	$d\lambda / dT$	nm / K		0.25	
Amplification		dB		13	
Operational Current @ $P_{opt} = 1.0$ W	$I_{op Gain}$	A			3.0



non condensing

non condensing

Stress in excess of the Absolute Maximum Ratings can cause permanent damage to the device. Operation at the Absolute Maximum Rating for extended periods of time can adversely affect the device reliability and may lead to reduced operational life.

non condensing

with proper injection from a seed laser

Measurement Conditions / Comments

with proper injection from a seed laser

**TAPERED AMPLIFIER**

GaAs Semiconductor Laser Diode

**PRELIMINARY SPECIFICATION****Tapered Amplifier****EYP-TPA-0780-01000-3006-CMT03-0000****Characteristics at  $T_{amb}$  25 °C at Begin Of Life**

Parameter	Symbol	Unit	min	typ	max
Output Power @ $I_f = 3.0$ A	$P_{opt}$	W	1.0		
Cavity Length	L	$\mu\text{m}$		2750	
Input Aperture (at rear side)	$d_{input}$	$\mu\text{m}$		3	
Output Aperture (at front side)	$d_{output}$	$\mu\text{m}$		190	
Astigmatism	A	$\mu\text{m}$	325	375	425
Divergence parallel (FWHM)	$\Theta_{  }$	$^\circ$		10	
Divergence perpendicular (FWHM)	$\Theta_{\perp}$	$^\circ$		28	
Polarization				TM	

**Measurement Conditions / Comments**

with proper injection from a seed laser

depending on operating conditions

E field perpendicular to junction plane

# TAPERED AMPLIFIER

GaAs Semiconductor Laser Diode

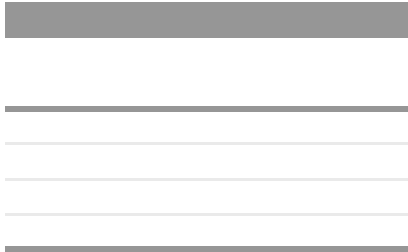


## PRELIMINARY SPECIFICATION

## Tapered Amplifier

### EYP-TPA-0780-01000-3006-CMT03-0000

#### Package Dimensions

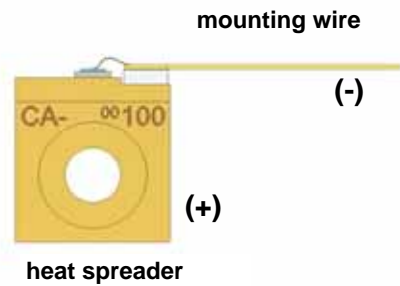


	Symbol	Unit	min	typ	max
Emission Plane	l	mm	7.05	7.20	7.35
C-Mount Thickness	d	mm		2.75	

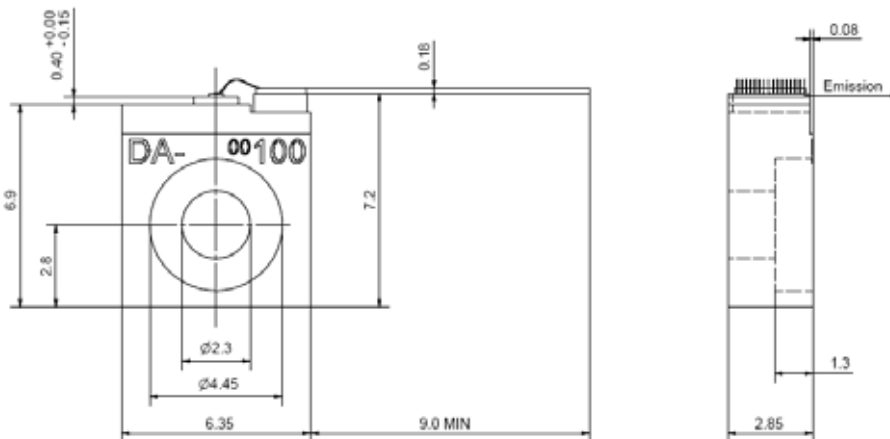
#### Package Pinout



Cathode (-)	Mounting Wire
Anode (+)	Housing



#### Package Drawings



# TAPERED AMPLIFIER

GaAs Semiconductor Laser Diode



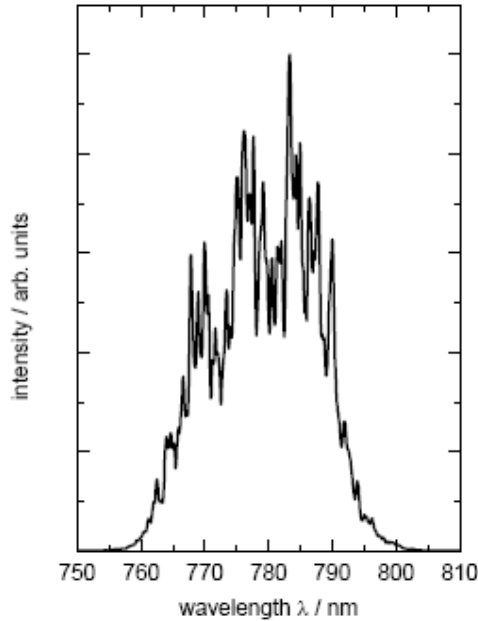
## PRELIMINARY SPECIFICATION

## Tapered Amplifier

# EYP-TPA-0780-01000-3006-CMT03-0000

### Typical Measurement Results

Spectrum measured w/o injection:



Performance figures, data and any illustrative material provided in this specification are typical and must be specifically confirmed in writing by eagleyard Photonics before they become applicable to any particular order or contract. In accordance with the eagleyard Photonics policy of continuous improvement specifications may change without notice.

### Unpacking, Installation and Laser Safety

Unpacking the laser diodes should only be done at electrostatic safe workstations (EPA). Though protection against electro static discharge (ESD) is implemented in the laser package, charges may occur at surfaces. Please store this product in its original package at a dry, clean place until final use. During device installation, ESD protection has to be maintained.

The TPA diode type is known to be sensitive against thermal stress. It should not be operated without appropriate injection from a seed laser. Operating at moderate temperatures on proper heat sinks will contribute to a long lifetime of the diode.

The laser emission from this diode is close to the invisible infrared region of the electromagnetic spectrum. Avoid direct and/or indirect exposure to the free running beam. Collimating the free running beam with optics as common in optical instruments will increase threat to the human eye.

Each laser diode will come with an individual test protocol verifying the parameters given in this document.

